



# H. ESSERS Belgian Truck Grand Prix

Circuit Zolder, length 4000 m

13. September - 15. September 2019

FIA European Truck Racing Championship

## Provisional Result Race 1,

FIA-Visa.No.: 6ETRC- BEL06.09.2019

started : 18      classified : 18      not classified : 0

Pos	No.	Cl.	Name (NAT) Entrant (NAT)	Make Team	Laps	Total km/h	GAP Diff	Fastest km/h	In Lap
1	1		Jochen HAHN (DEU) Jochen Hahn (DEU)	IVECO Die Bullen von IVECO Magirus	12	23:54.839 120.432		1:58.511 121.508	2
2	23		Antonio ALBACETE (ESP) Truck Sport Lutz Bernau (DEU)	MAN Löwen Power	12	23:55.926 120.340	01.087 01.087	1:57.893 122.145	2
3	55		Adam LACKO (CZE) Buggyra Racing (CZE)	FREIGHTLINER BUGGYRA Racing 1969	12	23:56.670 120.278	01.831 00.744	1:58.451 121.569	2
4	11		Andre KURSİM (DEU) André Kursim (DEU)	IVECO	12	24:11.493 119.050	16.654 14.823	1:59.087 120.920	2
5	5		Norbert KISS (HUN) Tankpool 24 Racing (DEU)	MERCEDES BENZ Tankpool 24 Racing	12	24:12.574 118.961	17.735 01.081	1:59.353 120.651	2
6	44		Stephanie HALM (DEU) TEAM SCHWABENTRUCK RACING (DEU)	IVECO Die Bullen von IVECO Magirus	12	24:13.845 118.857	19.006 01.271	1:59.092 120.915	3
7	77		Rene REINERT (DEU) René Reinert (DEU)	IVECO	12	24:18.593 118.470	23.754 04.748	1:58.892 121.118	2
8	37		Terry GIBBON (GBR) Terry Gibbon (GBR)	MAN	12	24:20.938 118.280	26.099 02.345	2:00.334 119.667	3
9	69	RBR	David JENKINS (GBR) David Jenkins (GBR)	MAN	12	24:22.852 118.125	28.013 01.914	2:00.259 119.742	4
10	22		Oliver JANES (GBR) Buggyra Racing (CZE)	FREIGHTLINER BUGGYRA Racing 1969	12	24:24.772 117.971	29.933 01.920	2:00.697 119.307	11
11	7		Jamie ANDERSON (GBR) Jamie Anderson (GBR)	MAN	12	24:26.964 117.794	32.125 02.192	2:00.008 119.992	12
12	14		José J.RODRIGUES (PRT) José Fernando de Araujo Rodrigues (PRT)	MAN Reboconort Truck Racing Team	12	24:32.545 117.348	37.706 05.581	2:00.066 119.934	2
13	64		Luis RECUENCO (ESP) Truck Sport Lutz Bernau (DEU)	MAN	12	24:38.071 116.909	43.232 05.526	2:00.741 119.264	6
14	15	RBR	Erwin KLEINAGELVOORT (NLD) Erwin Klein Nagelvoort (NLD)	SCANIA	12	24:44.516 116.402	49.677 06.445	2:01.998 118.035	7
15	38		José Eduardo Teixeira J.E.RODRIGUES (PRT) José Eduardo Teixeira Rodrigues (PRT)	MAN Reboconort Truck Racing Team	12	24:44.643 116.392	49.804 00.127	2:01.636 118.386	6
16	24		Fabio CITIGNOLA (DEU) Tankpool 24 Racing (DEU)	MERCEDES BENZ Tankpool 24 Racing	12	26:10.742 110.012	2:15.903 1:26.099	2:01.428 118.589	11
17	30		Sascha LENZ (DEU) Sascha Lenz (DEU)	MAN Löwen Power	11	24:45.539 106.628	1 lap 1 lap	1:58.966 121.043	3
18	19		Dominique ORSINI (FRA) Dominique Orsini (FRA)	MERCEDES BENZ	11	25:31.603 103.421	1 lap 46.064	2:11.088 109.850	6

fastest lap: 23 ALBACETE Antonio 1:57.893 =122.145 km/h

TRUCK #19 - 10 SEC TIME PENALTY (OVERSPEEDING)

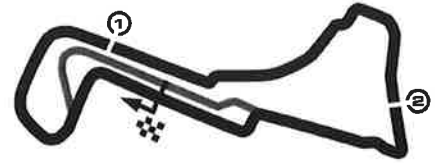
TRUCK #24 - 30 SEC TIME PENALTY (PENALTY MARKER)

FIA Race Director:  Tony IDDON	Stewards:	FIA Chief Timekeeper:	Publication time: 14:37 14.9.2019
--------------------------------------	-----------	-----------------------	---

Subject to final scrutineering !



Timekeeping and Dataservice: wige SOLUTIONS GmbH & Co. KG, Meckenheim (GER)



# H. ESSERS Belgian Truck Grand Prix

Circuit Zolder, length 4000 m

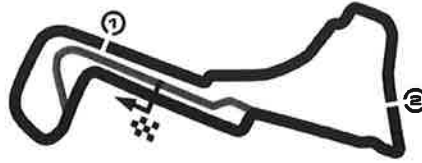
13. September - 15. September 2019

FIA European Truck Racing Championship

## Best Sector Times Race 1

FIA-Visa.No.: 6ETRC- BEL06.09.2019

Pos.	sector 1		sector 2		sector 3		theoretical and best lap time						
	No	Driver	Time	No	Driver	Time	No	Driver	theoretical	Best	Pos		
1	23	ALBACETE A.	37.904	23	ALBACETE A.	43.477	30	LENZ S.	36.396	23	ALBACETE A.	1:57.893	1:57.893
2	1	HAHN J.	38.032	1	HAHN J.	43.616	55	LACKO A.	36.432	1	HAHN J.	1:58.189	1:58.511
3	11	KURSIM A.	38.111	55	LACKO A.	43.681	23	ALBACETE A.	36.512	30	LENZ S.	1:58.368	1:58.966
4	77	REINERT R.	38.205	30	LENZ S.	43.691	1	HAHN J.	36.541	55	LACKO A.	1:58.414	1:58.451
5	44	HALM S.	38.224	77	REINERT R.	43.764	44	HALM S.	36.667	77	REINERT R.	1:58.662	1:58.892
6	30	LENZ S.	38.281	11	KURSIM A.	43.921	77	REINERT R.	36.693	11	KURSIM A.	1:58.842	1:59.087
7	55	LACKO A.	38.301	5	KISS N.	44.005	5	KISS N.	36.741	44	HALM S.	1:58.947	1:59.092
8	5	KISS N.	38.364	44	HALM S.	44.056	11	KURSIM A.	36.810	5	KISS N.	1:59.110	1:59.353
9	69	JENKINS D.	38.467	7	ANDERSON J.	44.239	69	JENKINS D.	36.892	69	JENKINS D.	1:59.659	2:00.259
10	37	GIBBON T.	38.559	14	J.RODRIGUES J.	44.278	14	J.RODRIGUES J.	36.963	7	ANDERSON J.	1:59.935	2:00.008
11	64	RECUENCO L.	38.581	69	JENKINS D.	44.300	37	GIBBON T.	36.987	37	GIBBON T.	1:59.972	2:00.334
12	7	ANDERSON J.	38.633	37	GIBBON T.	44.426	7	ANDERSON J.	37.063	14	J.RODRIGUES J.	2:00.066	2:00.066
13	14	J.RODRIGUES J.	38.825	22	JANES O.	44.491	22	JANES O.	37.176	22	JANES O.	2:00.492	2:00.697
14	22	JANES O.	38.825	64	RECUENCO L.	44.548	64	RECUENCO L.	37.393	64	RECUENCO L.	2:00.522	2:00.741
15	24	CITIGNOLA F.	38.984	24	CITIGNOLA F.	44.611	38	J.E.RODRIGUES J.	37.477	38	J.E.RODRIGUES J.	2:01.275	2:01.636
16	15	KLEINNAGELVOOR	39.004	38	J.E.RODRIGUES J.	44.706	15	KLEINNAGELVOOR	37.733	24	CITIGNOLA F.	2:01.329	2:01.428
17	38	J.E.RODRIGUES J.	39.092	15	KLEINNAGELVOOR	45.013	24	CITIGNOLA F.	37.734	15	KLEINNAGELVOOR	2:01.750	2:01.998
18	19	ORSINI D.	41.364	19	ORSINI D.	48.734	19	ORSINI D.	40.990	19	ORSINI D.	2:11.088	2:11.088



## H. ESSERS Belgian Truck Grand Prix

Circuit Zolder, length 4000 m

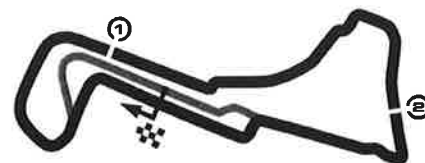
13. September - 15. September 2019

FIA European Truck Racing Championship

Fastest Lap in Race 1,

FIA-Visa.No.: 6ETRC- BEL06.09.2019

RG.	No.	Driver	Entrant	Time	IN.	DIFF	INT	KM/H	at
1	23	ALBACETE A (ESP)	Truck Sport Lutz Bernau (DEU)	<u>1:57.893</u>	2		00.558	122.145	14:07:52
2	55	LACKO A (CZE)	Buggyra Racing (CZE)	1:58.451	2	00.558	00.060	121.569	14:07:54
3	1	HAHN J (DEU)	Jochen Hahn (DEU)	1:58.511	2	00.618	00.381	121.508	14:07:53
4	77	REINERT R (DEU)	René Reinert (DEU)	1:58.892	2	00.999	00.074	121.118	14:07:58
5	30	LENZ S (DEU)	Sascha Lenz (DEU)	<u>1:58.966</u>	3	01.073	00.121	121.043	14:12:33
6	11	KURSIM A (DEU)	André Kursim (DEU)	1:59.087	2	01.194	00.005	120.920	14:07:56
7	44	HALM S (DEU)	TEAM SCHWABENTRUCK RACING (I	1:59.092	3	01.199	00.261	120.915	14:09:57
8	5	KISS N (HUN)	Tankpool 24 Racing (DEU)	<u>1:59.353</u>	2	01.460	00.655	120.651	14:07:57
9	7	ANDERSON J (GBR)	Jamie Anderson (GBR)	2:00.008	12	02.115	00.058	119.992	14:28:18
10	14	J.RODRIGUES J (PRT)	José Fernando de Araujo Rodrigues (P	2:00.066	2	02.173	00.193	119.934	14:08:05
11	69	JENKINS D (GBR)	David Jenkins (GBR)	2:00.259	4	02.366	00.075	119.742	14:12:06
12	37	GIBBON T (GBR)	Terry Gibbon (GBR)	2:00.334	3	02.441	00.363	119.667	14:10:02
13	22	JANES O (GBR)	Buggyra Racing (CZE)	2:00.697	11	02.804	00.044	119.307	14:26:14
14	64	RECUENCO L (ESP)	Truck Sport Lutz Bernau (DEU)	<u>2:00.741</u>	6	02.848	00.687	119.264	14:16:18
15	24	CITIGNOLA F (DEU)	Tankpool 24 Racing (DEU)	2:01.428	11	03.535	00.208	118.589	14:27:28
16	38	J.E.RODRIGUES J (PRT)	José Eduardo Teixeira Rodrigues (PRT	2:01.636	6	03.743	00.362	118.386	14:16:22
17	15	KLEINNAGELVOORT E (NLD)	Erwin Klein Nagelvoort (NLD)	<u>2:01.998</u>	7	04.105	09.090	118.035	14:18:24
18	19	ORSINI D (FRA)	Dominique Orsini (FRA)	2:11.088	6	13.195		109.850	14:17:21



# H. ESSERS Belgian Truck Grand Prix

Circuit Zolder, length 4000 m

13. September - 15. September 2019

FIA European Truck Racing Championship

Lap Analysis Race 1,

FIA-Visa No.: 6ETRC- BEL06.09.2019

## 1 Jochen HAHN , IVECO / DEU

Theoretische Bestzeit: 1:58.18

Lap	Time	S1	S2	S3	Lap	Time	S1	S2	S3
1	2:03.789	43.562	43.633	36.594	7	1:59.025	38.265	43.961	36.799
2	<b>1:58.511</b>	<b>38.032</b>	43.840	36.639	8	2:00.427	39.156	44.036	37.235
3	1:58.527	38.073	<b>43.616</b>	36.838	9	1:59.970	38.901	44.069	37.000
4	1:58.552	38.162	43.845	36.545	10	1:59.477	38.899	44.037	<b>36.541</b>
5	1:58.724	38.185	43.724	36.815	11	1:59.105	38.506	44.013	36.586
6	1:58.809	38.235	43.746	36.828	12	1:59.923	38.447	44.445	37.031

## 5 Norbert KISS , MERCEDES BENZ / HUN

Theoretische Bestzeit: 1:59.11

Lap	Time	S1	S2	S3	Lap	Time	S1	S2	S3
1	2:06.417	45.100	44.576	<b>36.741</b>	7	2:01.509	38.577	44.524	38.408
2	<b>1:59.353</b>	<b>38.364</b>	<b>44.005</b>	36.984	8	2:00.020	38.700	44.206	37.114
3	1:59.512	38.449	44.027	37.036	9	2:00.934	39.279	44.332	37.323
4	1:59.838	38.366	44.245	37.227	10	2:00.229	38.871	44.184	37.174
5	2:03.567	39.103	45.917	38.547	11	2:00.496	38.857	44.276	37.363
6	2:00.448	38.719	44.282	37.447	12	2:00.251	38.618	44.273	37.360

## 7 Jamie ANDERSON , MAN / GBR

Theoretische Bestzeit: 1:59.93

Lap	Time	S1	S2	S3	Lap	Time	S1	S2	S3
1	2:13.178	47.439	48.252	37.487	7	2:01.211	38.857	44.677	37.677
2	2:00.185	38.729	44.393	<b>37.063</b>	8	2:02.090	38.984	44.920	38.186
3	2:01.720	38.747	45.394	37.579	9	2:01.633	38.866	44.794	37.973
4	2:02.256	39.211	45.721	37.324	10	2:01.795	39.166	45.279	37.350
5	2:01.217	38.875	45.072	37.270	11	2:00.993	38.809	44.388	37.796
6	2:00.678	38.918	44.651	37.109	12	<b>2:00.008</b>	<b>38.633</b>	<b>44.239</b>	37.136

## 11 Andre KURSIM , IVECO / DEU

Theoretische Bestzeit: 1:58.84

Lap	Time	S1	S2	S3	Lap	Time	S1	S2	S3
1	2:06.043	44.276	44.612	37.155	7	2:00.535	38.870	44.272	37.393
2	<b>1:59.087</b>	<b>38.111</b>	44.166	<b>36.810</b>	8	2:01.509	40.121	44.394	36.994
3	1:59.344	38.359	<b>43.921</b>	37.064	9	2:03.406	40.737	45.335	37.334
4	1:59.848	38.591	44.326	36.931	10	2:00.445	39.045	44.410	36.990
5	2:00.080	38.710	44.270	37.100	11	2:00.651	39.112	44.369	37.170
6	2:00.049	38.636	44.270	37.143	12	2:00.496	38.839	44.302	37.355

## 14 José J.RODRIGUES , MAN / PRT

Theoretische Bestzeit: 2:00.06

Lap	Time	S1	S2	S3	Lap	Time	S1	S2	S3
1	2:14.598	46.627	50.442	37.529	7	2:01.122	39.084	44.816	37.222
2	<b>2:00.066</b>	<b>38.825</b>	<b>44.278</b>	<b>36.963</b>	8	2:02.008	39.453	44.547	38.008
3	2:01.092	38.916	44.574	37.602	9	2:01.970	39.827	44.755	37.388
4	2:02.355	39.144	45.784	37.427	10	2:01.599	39.135	44.465	37.999
5	2:01.369	39.512	44.513	37.344	11	2:02.602	39.544	45.178	37.880
6	2:01.304	39.111	44.655	37.538	12	2:02.460	39.500	45.282	37.678

## 15 Erwin KLEINAGELVOORT , SCANIA / NLD

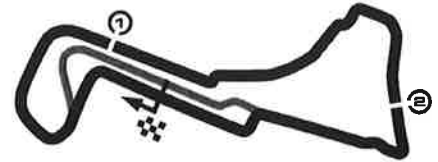
Theoretische Bestzeit: 2:01.75

Lap	Time	S1	S2	S3	Lap	Time	S1	S2	S3
1	2:14.417	48.983	47.345	38.089	7	<b>2:01.998</b>	39.133	45.094	37.771
2	2:03.895	40.067	45.650	38.178	8	2:02.430	39.550	45.147	<b>37.733</b>
3	2:04.890	39.154	45.511	40.225	9	2:02.409	39.231	45.263	37.915
4	2:02.484	<b>39.004</b>	45.396	38.084	10	2:02.000	39.145	<b>45.013</b>	37.842
5	2:03.131	39.491	45.874	37.766	11	2:02.175	39.097	45.135	37.943
6	2:02.571	39.122	45.458	37.991	12	2:02.116	39.046	45.271	37.799

## 19 Dominique ORSINI , MERCEDES BENZ / FRA

Theoretische Bestzeit: 2:11.08

Lap	Time	S1	S2	S3	Lap	Time	S1	S2	S3
1	2:23.146	50.304	51.132	41.710	7	2:13.528	42.645	49.261	41.622
2	2:13.244	42.359	49.078	41.807	8	2:27.791	42.162	50.698	
3	2:14.679	41.729	50.117	42.833	9	2:41.287	1:08.652	51.247	41.388
4	2:15.276	42.363	50.710	42.203	10	2:14.431	42.628	49.728	42.075
5	2:13.245	41.380	50.401	41.464	11	2:13.888	41.458	50.001	42.429



# H. ESSERS Belgian Truck Grand Prix

Circuit Zolder, length 4000 m

13. September - 15. September 2019

FIA European Truck Racing Championship

## Lap Analysis Race 1,

FIA-Visa.No.: 6ETRC- BEL06.09.2019

Lap	Time	S1	S2	S3	Lap	Time	S1	S2	S3
6	2:11.088	41.364	48.734	40.990					



# H. ESSERS Belgian Truck Grand Prix

Circuit Zolder, length 4000 m

13. September - 15. September 2019

FIA European Truck Racing Championship

Lap Analysis Race 1,

FIA-Visa No.: 6ETRC- BEL06.09.2019

## 22 Oliver JANES , FREIGHTLINER / GBR

Theoretische Bestzeit: 2:00.49

Lap	Time	S1	S2	S3	Lap	Time	S1	S2	S3
1	2:11.328	46.848	46.998	37.482	7	2:00.853	39.003	44.631	37.219
2	2:00.932	38.892	44.534	37.506	8	2:00.990	38.871	44.766	37.353
3	2:02.583	38.941	45.032	38.610	9	2:01.183	39.029	44.913	37.241
4	2:01.541	39.113	45.121	37.307	10	2:01.303	38.990	44.753	37.560
5	2:01.100	38.984	44.800	37.316	11	<b>2:00.697</b>	39.024	<b>44.491</b>	37.182
6	2:00.885	<b>38.825</b>	44.884	<b>37.176</b>	12	2:01.377	38.857	45.032	37.488

## 23 Antonio ALBACETE , MAN / ESP

Theoretische Bestzeit: 1:57.89

Lap	Time	S1	S2	S3	Lap	Time	S1	S2	S3
1	2:03.427	42.900	43.607	36.920	7	1:59.147	38.388	43.901	36.858
2	<b>1:57.893</b>	<b>37.904</b>	<b>43.477</b>	<b>36.512</b>	8	2:00.714	39.235	43.924	37.555
3	1:58.252	38.106	43.588	36.558	9	2:00.412	38.852	43.918	37.642
4	1:58.528	38.110	43.736	36.682	10	2:00.853	39.884	44.005	36.964
5	1:59.158	38.173	43.733	37.252	11	1:59.428	38.355	43.820	37.253
6	1:58.733	38.387	43.670	36.676	12	1:59.381	38.473	43.920	36.988

## 24 Fabio CITIGNOLA , MERCEDES BENZ / DEU

Theoretische Bestzeit: 2:01.32

Lap	Time	S1	S2	S3	Lap	Time	S1	S2	S3
1	2:16.646	50.519	47.656	38.471	7	2:02.828	39.633	44.911	38.284
2	2:03.613	39.295	45.413	38.905	8	2:02.467	39.518	44.833	38.116
3	2:03.866	39.459	44.883	39.524	9	2:02.669	40.129	44.804	37.736
4	2:02.339	39.226	44.863	38.250	10	2:02.056	39.448	44.713	37.895
5	2:14.888	<b>38.984</b>	46.029		11	<b>2:01.428</b>	39.083	<b>44.611</b>	<b>37.734</b>
6	2:44.519	1:20.520	45.298	38.701	12	2:03.423	39.493	45.673	38.257

## 30 Sascha LENZ , MAN / DEU

Theoretische Bestzeit: 1:58.36

Lap	Time	S1	S2	S3	Lap	Time	S1	S2	S3
1	4:43.261	3:23.125	<b>43.691</b>	36.445	7	2:00.281	39.384	43.796	37.101
2	1:59.734	38.323	45.015	<b>36.396</b>	8	2:01.667	38.613	44.199	38.855
3	<b>1:58.966</b>	<b>38.281</b>	43.975	36.710	9	2:00.096	38.580	44.072	37.444
4	1:59.377	38.390	44.006	36.981	10	2:00.584	38.445	44.583	37.556
5	1:59.083	38.324	43.953	36.806	11	2:02.133	39.097	45.609	37.427
6	2:00.357	38.988	44.304	37.065					

## 37 Terry GIBBON , MAN / GBR

Theoretische Bestzeit: 1:59.97

Lap	Time	S1	S2	S3	Lap	Time	S1	S2	S3
1	2:10.189	46.053	46.717	37.419	7	2:01.081	38.767	44.667	37.647
2	2:01.125	38.608	44.928	37.589	8	2:01.155	39.131	44.634	37.390
3	<b>2:00.334</b>	<b>38.559</b>	<b>44.426</b>	37.349	9	2:01.322	38.907	44.893	37.522
4	2:00.693	38.944	44.762	<b>36.987</b>	10	2:01.427	38.966	44.762	37.699
5	2:01.102	38.673	44.894	37.535	11	2:01.135	38.983	44.724	37.428
6	2:00.670	38.846	44.790	37.034	12	2:00.705	38.789	44.586	37.330

## 38 José Eduardo Teixeir J.E.RODRIGUES , MAN / PRT

Theoretische Bestzeit: 2:01.27

Lap	Time	S1	S2	S3	Lap	Time	S1	S2	S3
1	2:15.555	49.376	47.417	38.762	7	2:02.798	39.513	45.161	38.124
2	2:05.247	39.285	45.784	40.178	8	2:02.638	39.422	45.167	38.049
3	2:03.188	39.284	44.851	39.053	9	2:01.663	39.127	44.868	37.668
4	2:02.694	39.959	<b>44.706</b>	38.029	10	2:02.481	39.439	44.950	38.092
5	2:03.239	39.276	45.892	38.071	11	2:01.799	<b>39.092</b>	44.975	37.732
6	<b>2:01.636</b>	39.219	44.723	37.694	12	2:01.705	39.218	45.010	<b>37.477</b>

## 44 Stephanie HALM , IVECO / DEU

Theoretische Bestzeit: 1:58.94

Lap	Time	S1	S2	S3	Lap	Time	S1	S2	S3
1	2:08.462	45.413	46.322	36.727	7	2:00.845	38.717	44.724	37.404
2	1:59.137	38.322	44.148	<b>36.667</b>	8	2:00.717	39.058	44.599	37.060
3	<b>1:59.092</b>	<b>38.224</b>	<b>44.056</b>	36.812	9	2:00.718	38.872	44.543	37.303
4	1:59.450	38.457	44.183	36.810	10	2:01.404	39.007	44.958	37.439
5	2:03.244	38.392	46.091	38.761	11	1:59.736	38.702	44.142	36.892



# H. ESSERS Belgian Truck Grand Prix

Circuit Zolder, length 4000 m

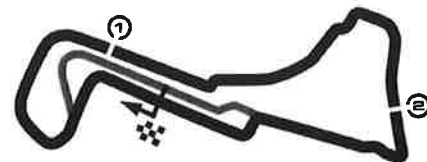
13. September - 15. September 2019

FIA European Truck Racing Championship

## Lap Analysis Race 1,

FIA-Visa.No.: 6ETRC- BEL06.09.2019

Lap	Time	S1	S2	S3	Lap	Time	S1	S2	S3
6	2:01.085	38.662	45.178	37.245	12	1:59.955	38.756	44.202	36.997



# H. ESSERS Belgian Truck Grand Prix

Circuit Zolder, length 4000 m

13. September - 15. September 2019

FIA European Truck Racing Championship

## Lap Analysis Race 1,

FIA-Visa.No.: 6ETRC- BEL06.09.2019

### 55 Adam LACKO , FREIGHTLINER / CZE

Theoretische Bestzeit: 1:58.41

Lap	Time	S1	S2	S3	Lap	Time	S1	S2	S3
1	2:04.637	44.020	43.922	36.695	7	1:59.142	38.650	43.895	36.597
2	<b>1:58.451</b>	38.303	<b>43.681</b>	36.467	8	1:59.884	38.984	44.136	36.764
3	1:58.860	38.376	43.792	36.692	9	2:00.448	39.061	43.996	37.391
4	1:59.166	<b>38.301</b>	44.433	<b>36.432</b>	10	1:59.247	38.576	43.854	36.817
5	1:59.170	38.410	44.022	36.738	11	1:59.271	38.480	43.970	36.821
6	1:59.677	38.389	43.977	37.311	12	1:58.717	38.329	43.762	36.626

### 64 Luis RECUENCO , MAN / ESP

Theoretische Bestzeit: 2:00.52

Lap	Time	S1	S2	S3	Lap	Time	S1	S2	S3
1	2:16.408	49.694	47.737	38.977	7	2:01.739	38.797	44.827	38.115
2	2:02.532	39.009	45.534	37.989	8	2:01.852	39.524	44.726	37.602
3	2:03.257	38.833	45.443	38.981	9	2:01.522	38.988	44.707	37.827
4	2:03.250	39.161	45.252	38.837	10	2:01.515	39.020	44.716	37.779
5	2:01.472	39.272	44.807	<b>37.393</b>	11	2:02.204	38.997	45.195	38.012
6	<b>2:00.741</b>	<b>38.581</b>	<b>44.548</b>	37.612	12	2:01.579	39.172	44.785	37.622

### 69 David JENKINS , MAN / GBR

Theoretische Bestzeit: 1:59.65

Lap	Time	S1	S2	S3	Lap	Time	S1	S2	S3
1	2:12.381	47.111	48.378	<b>36.892</b>	7	2:00.518	39.020	44.347	37.151
2	2:00.551	<b>38.467</b>	44.402	37.682	8	2:00.930	39.030	44.576	37.324
3	2:01.623	38.693	44.874	38.056	9	2:00.712	38.973	44.626	37.113
4	<b>2:00.259</b>	39.009	44.327	36.923	10	2:00.437	39.061	<b>44.300</b>	37.076
5	2:01.622	39.224	45.389	37.009	11	2:01.558	39.102	45.134	37.322
6	2:01.231	38.968	44.904	37.359	12	2:01.030	39.265	44.780	36.985

### 77 Rene REINERT , IVECO / DEU

Theoretische Bestzeit: 1:58.66

Lap	Time	S1	S2	S3	Lap	Time	S1	S2	S3
1	2:08.018	45.239	45.492	37.287	7	2:00.882	38.839	44.582	37.461
2	<b>1:58.892</b>	<b>38.205</b>	43.994	<b>36.693</b>	8	2:00.806	38.968	44.617	37.221
3	1:59.223	38.344	<b>43.764</b>	37.115	9	2:00.785	38.702	44.498	37.585
4	1:59.279	38.502	43.972	36.805	10	2:01.415	38.998	44.660	37.757
5	2:03.578	38.847	46.014	38.717	11	2:01.822	39.524	44.792	37.506
6	2:01.156	38.857	45.020	37.279	12	2:02.737	39.103	46.075	37.559





# H. ESSERS Belgian Truck Grand Prix

Circuit Zolder, length 4000 m

13. September - 15. September 2019

FIA European Truck Racing Championship

Lap by Lap Race 1,

FIA-Visa.No.: 6ETRC- BEL06.09.2019

<b>1 Jochen HAHN , IVECO TITAN / DEU</b>															
1	2:03.789	2	<b>1:58.511</b>	3	1:58.527	4	1:58.552	5	1:58.724	6	1:58.809	7	1:59.025	8	2:00.427
9	1:59.970	10	1:59.477	11	1:59.105	12	1:59.923								

<b>5 Norbert KISS , MERCEDES BENZ TITAN / HUN</b>															
1	2:06.417	2	<b>1:59.353</b>	3	1:59.512	4	1:59.838	5	2:03.567	6	2:00.448	7	2:01.509	8	2:00.020
9	2:00.934	10	2:00.229	11	2:00.496	12	2:00.251								

<b>7 Jamie ANDERSON , MAN CHROME / GBR</b>															
1	2:13.178	2	2:00.185	3	2:01.720	4	2:02.256	5	2:01.217	6	2:00.678	7	2:01.211	8	2:02.090
9	2:01.633	10	2:01.795	11	2:00.993	12	<b>2:00.008</b>								

<b>11 Andre KURSIM , IVECO TITAN / DEU</b>															
1	2:06.043	2	<b>1:59.087</b>	3	1:59.344	4	1:59.848	5	2:00.080	6	2:00.049	7	2:00.535	8	2:01.509
9	2:03.406	10	2:00.445	11	2:00.651	12	2:00.496								

<b>14 José J.RODRIGUES , MAN TITAN / PRT</b>															
1	2:14.598	2	<b>2:00.066</b>	3	2:01.092	4	2:02.355	5	2:01.369	6	2:01.304	7	2:01.122	8	2:02.008
9	2:01.970	10	2:01.599	11	2:02.602	12	2:02.460								

<b>15 Erwin KLEINNAGELVOORT , SCANIA CHROME / NLD</b>															
1	2:14.417	2	2:03.895	3	2:04.890	4	2:02.484	5	2:03.131	6	2:02.571	7	<b>2:01.998</b>	8	2:02.430
9	2:02.409	10	2:02.000	11	2:02.175	12	2:02.116								

<b>19 Dominique ORSINI , MERCEDES BENZ CHROME / FRA</b>															
1	2:23.146	2	2:13.244	3	2:14.679	4	2:15.276	5	2:13.245	6	<b>2:11.088</b>	7	2:13.528	pit	2:27.791
9	2:41.287	10	2:14.431	11	2:13.888										

<b>22 Oliver JANES , FREIGHTLINER CHROME / GBR</b>															
1	2:11.328	2	2:00.932	3	2:02.583	4	2:01.541	5	2:01.100	6	2:00.885	7	2:00.853	8	2:00.990
9	2:01.183	10	2:01.303	11	<b>2:00.697</b>	12	2:01.377								

<b>23 Antonio ALBACETE , MAN TITAN / ESP</b>															
1	2:03.427	2	<b>1:57.893</b>	3	1:58.252	4	1:58.528	5	1:59.158	6	1:58.733	7	1:59.147	8	2:00.714
9	2:00.412	10	2:00.853	11	1:59.428	12	1:59.381								

<b>24 Fabio CITIGNOLA , MERCEDES BENZ CHROME / DEU</b>															
1	2:16.646	2	2:03.613	3	2:03.866	4	2:02.339	pit	2:14.888	6	2:44.519	7	2:02.828	8	2:02.467
9	2:02.669	10	2:02.056	11	<b>2:01.428</b>	12	2:03.423								

<b>30 Sascha LENZ , MAN TITAN / DEU</b>															
1	4:43.261	2	1:59.734	3	<b>1:58.966</b>	4	1:59.377	5	1:59.083	6	2:00.357	7	2:00.281	8	2:01.667
9	2:00.096	10	2:00.584	11	2:02.133										

<b>37 Terry GIBBON , MAN CHROME / GBR</b>															
1	2:10.189	2	2:01.125	3	<b>2:00.334</b>	4	2:00.693	5	2:01.102	6	2:00.670	7	2:01.081	8	2:01.155
9	2:01.322	10	2:01.427	11	2:01.135	12	2:00.705								



# H. ESSERS Belgian Truck Grand Prix

Circuit Zolder, length 4000 m

13. September - 15. September 2019

FIA European Truck Racing Championship

Lap by Lap Race 1,

FIA-Visa.No.: 6ETRC- BEL06.09.2019

<b>38 José Eduardo Teixeira J.E.RODRIGUES , MAN CHROME / PRT</b>															
1	2:15.555	2	2:05.247	3	2:03.188	4	2:02.694	5	2:03.239	6	<b>2:01.636</b>	7	2:02.798	8	2:02.638
9	2:01.663	10	2:02.481	11	2:01.799	12	2:01.705								

<b>44 Stephanie HALM , IVECO TITAN / DEU</b>															
1	2:08.462	2	1:59.137	3	<b>1:59.092</b>	4	1:59.450	5	2:03.244	6	2:01.085	7	2:00.845	8	2:00.717
9	2:00.718	10	2:01.404	11	1:59.736	12	1:59.955								

<b>55 Adam LACKO , FREIGHTLINER TITAN / CZE</b>															
1	2:04.637	2	<b>1:58.451</b>	3	1:58.860	4	1:59.166	5	1:59.170	6	1:59.677	7	1:59.142	8	1:59.884
9	2:00.448	10	1:59.247	11	1:59.271	12	1:58.717								

<b>64 Luis RECUENCO , MAN CHROME / ESP</b>															
1	2:16.408	2	2:02.532	3	2:03.257	4	2:03.250	5	2:01.472	6	<b>2:00.741</b>	7	2:01.739	8	2:01.852
9	2:01.522	10	2:01.515	11	2:02.204	12	2:01.579								

<b>69 David JENKINS , MAN CHROME / GBR</b>															
1	2:12.381	2	2:00.551	3	2:01.623	4	<b>2:00.259</b>	5	2:01.622	6	2:01.231	7	2:00.518	8	2:00.930
9	2:00.712	10	2:00.437	11	2:01.558	12	2:01.030								

<b>77 Rene REINERT , IVECO TITAN / DEU</b>															
1	2:08.018	2	<b>1:58.892</b>	3	1:59.223	4	1:59.279	5	2:03.578	6	2:01.156	7	2:00.882	8	2:00.806
9	2:00.785	10	2:01.415	11	2:01.822	12	2:02.737								

(006) ETRC Zolder

FIA European Truck Racing Championship



Lapchart: FIA European Truck Racing Championship

POS	1	2	3	4	5	6	7	8	9	10	11	12	13	14	15	16	17	18
LAP 1	23	1	55	11	5	77	44	37	22	69	7	15	14	38	64	24	19	
LAP 2	23	1	55	11	5	77	44	37	22	69	7	14	15	64	24	38	19	
LAP 3	23	1	55	11	5	77	44	37	69	22	7	14	64	15	38	24	19	
LAP 4	23	1	55	11	5	77	44	37	69	22	7	14	64	15	24	38	19	
LAP 5	23	1	55	11	5	77	44	37	69	22	7	14	64	15	38	24	19	
LAP 6	23	1	55	11	5	77	44	37	69	22	7	14	64	15	38	24	19	
LAP 7	23	1	55	11	5	77	44	37	69	22	7	14	64	15	38	24	19	
LAP 8	23	1	55	11	5	77	44	37	69	22	7	14	64	15	38	24	19	
LAP 9	23	1	55	11	5	77	44	37	69	22	7	14	64	15	38	24	30	
LAP 10	1	23	55	11	5	77	44	37	69	22	7	14	64	15	38	24	30	
LAP 11	1	23	55	11	5	44	77	37	69	22	7	14	64	15	38	24	30	
LAP 12	1	23	55	11	5	44	77	37	69	22	7	14	64	15	38	24		



# H. ESSERS Belgian Truck Grand Prix

Circuit Zolder, length 4000 m

13. September - 15. September 2019

## FIA European Truck Racing Championship Championship 2019

FIA-Visa.No.: 6ETRC-BEL06.09.2019

POS	#	NAME / NATION	SUM	Misano (TA) 1	Misano (TA) 2	Misano (TA) 3	Misano (TA) 4	Hungaring (HUN) 1	Hungaring (HUN) 2	Hungaring (HUN) 3	Hungaring (HUN) 4	Slovakaring (SVK) 1	Slovakaring (SVK) 2	Slovakaring (SVK) 3	Slovakaring (SVK) 4	Nürburgring (DEU) 1	Nürburgring (DEU) 2	Nürburgring (DEU) 3	Nürburgring (DEU) 4	Most (CZE) 1	Most (CZE) 2	Most (CZE) 3	Most (CZE) 4	Zolder (BEL) 1	Zolder (BEL) 2	Zolder (BEL) 3	Zolder (BEL) 4	Le Mans (FRA) 1	Le Mans (FRA) 2	Le Mans (FRA) 3	Le Mans (FRA) 4	Jarama (ESP) 1	Jarama (ESP) 2	Jarama (ESP) 3	Jarama (ESP) 4		
1	1	Jochen HAHN / DEU	244	20	12	10	20	5	20	7	20	6	20	4	20	8	20	5	20	7	-	-	20	-	-	-	-	-	-	-	-	-	-	-	-	-	
2	23	Antonio ALBACETE / ESP	164	12	9	8	5	15	4	10	8	3	4	10	15	4	15	8	10	9	-	-	15	-	-	-	-	-	-	-	-	-	-	-	-	-	
3	55	Adam LACKO / CZE	157	15	7	15	7	-	3	6	12	8	10	7	6	10	12	4	15	8	-	-	12	-	-	-	-	-	-	-	-	-	-	-	-	-	
4	44	Stephanie HALM / DEU	132	8	8	2	6	8	8	15	6	15	9	12	6	6	6	6	12	5	-	-	6	-	-	-	-	-	-	-	-	-	-	-	-	-	
5	5	Norbert KISS / HUN	129	10	4	20	6	6	12	5	8	7	8	9	12	4	10	4	10	8	-	-	8	-	-	-	-	-	-	-	-	-	-	-	-	-	
6	77	Rene REINERT / DEU	115	4	10	10	4	3	9	8	9	3	15	5	3	6	6	10	6	10	-	-	4	-	-	-	-	-	-	-	-	-	-	-	-	-	
7	30	Sascha LENZ / DEU	111	6	3	6	9	4	10	4	10	10	3	8	10	9	10	3	6	6	-	-	-	-	-	-	-	-	-	-	-	-	-	-	-	-	
8	11	Andre KURSIM / DEU	77	5	5	10	7	4	10	-	4	6	2	3	9	4	3	9	4	3	-	-	10	-	-	-	-	-	-	-	-	-	-	-	-	-	
9	14	José J.RODRIGUES / PRT	49	-	-	3	3	12	2	2	-	-	-	-	4	7	2	2	8	4	-	-	-	-	-	-	-	-	-	-	-	-	-	-	-	-	
10	27	Gerhard KÖRBER / DEU	28	-	-	-	-	-	-	-	-	-	-	-	8	5	8	7	-	-	-	-	-	-	-	-	-	-	-	-	-	-	-	-	-	-	
11	7	Jamie ANDERSON / GBR	23	-	-	2	-	3	3	5	2	3	1	1	2	1	1	2	1	1	-	-	1	-	-	-	-	-	-	-	-	-	-	-	-	-	
12	64	Luis RECUENCO / ESP	21	3	6	1	1	1	1	6	1	2	1	2	1	1	1	1	1	1	-	-	2	-	-	-	-	-	-	-	-	-	-	-	-	-	-
13	6	Anthony A.JANIEC / FRA	19	1	4	8	-	-	-	-	-	-	-	-	3	1	2	1	1	2	-	-	-	-	-	-	-	-	-	-	-	-	-	-	-	-	
14	22	Oliver JAMES / GBR	17	2	2	1	1	2	1	4	1	1	1	1	1	1	1	1	1	1	-	-	2	-	-	-	-	-	-	-	-	-	-	-	-	-	-
15	37	Terry GIBBON / GBR	10	-	-	-	-	2	1	-	1	-	-	-	-	-	-	-	3	1	-	-	3	-	-	-	-	-	-	-	-	-	-	-	-	-	
16	24	Fabio CITIGNOLA / DEU	4	-	-	-	-	-	-	-	-	2	2	-	-	-	-	-	-	-	-	-	-	-	-	-	-	-	-	-	-	-	-	-	-	-	
17	21	Thomas ROBINEAU / FRA	4	1	-	-	-	-	-	-	-	-	-	-	2	1	-	-	1	-	-	-	-	-	-	-	-	-	-	-	-	-	-	-	-	-	
18	38	Eduardo E.RODRIGUES / PRT	1	-	-	-	-	-	-	-	-	1	-	-	-	-	-	-	-	-	-	-	-	-	-	-	-	-	-	-	-	-	-	-	-	-	

Points for Race 1 at Zolder are awarded based on the provisional result.



# H. ESSERS Belgian Truck Grand Prix

Circuit Zolder, length 4000 m

13. September - 15. September 2019

FIA European Truck Racing Championship

TEAM TITLE 2019

FIA-Visa No.: 6ETRC-BEL06.09.2019

RG	TEAM	SUM	Misano (ITA) 1	Misano (ITA) 2	Misano (ITA) 3	Misano (ITA) 4	Hungaroring (HUN) 1	Hungaroring (HUN) 2	Hungaroring (HUN) 3	Hungaroring (HUN) 4	Slovakia (SVK) 1	Slovakia (SVK) 2	Slovakia (SVK) 3	Slovakia (SVK) 4	Nürburging (DEU) 1	Nürburging (DEU) 2	Nürburging (DEU) 3	Nürburging (DEU) 4	Most (CZE) 1	Most (CZE) 2	Most (CZE) 3	Most (CZE) 4	Zolder (BEL) 1	Zolder (BEL) 2	Zolder (BEL) 3	Zolder (BEL) 4	Le Mans (FRA) 1	Le Mans (FRA) 2	Le Mans (FRA) 3	Le Mans (FRA) 4	Jarama (ESP) 1	Jarama (ESP) 2	Jarama (ESP) 3	Jarama (ESP) 4		
1	Die Bullen von IVECO Magirus	407	28	13	16	17	30	16	35	17	35	15	35	11	20	14	23	8	32	14	14	28														
2	Löwen Power	311	18	16	18	15	21	16	11	16	10	15	14	18	25	14	25	15	11	17			16													
3	BUGGYRA Racing 1969	245	19	13	18	12	4	9	11	4	18	10	16	11	12	14	16	7	21	12			18													
4	Tankpool 24 Racing	196	11	8	22	3	11	11	16	9	12	11	13	9	12		10	14	6	6			12													
5	Reboconort Truck Racing Team	126	5	5	7	7	14	3	8	8	3	3	2	3	9	10	7	8	11	6			7													

Points for Race 1 at Zolder are awarded based on the provisional result.



# H. ESSERS Belgian Truck Grand Prix

Circuit Zolder, length 4000 m

13. September - 15. September 2019

FIA European Truck Racing Championship

GRAMMER Truck Cup Classification

FIA-Visa.No.: 6ETRC-BEL06.09.2019

POS	#	NAME (NAT)	SUM	Misano (TA) 1	Misano (TA) 2	Misano (TA) 3	Misano (TA) 4	Hungaroring (HUN) 1	Hungaroring (HUN) 2	Hungaroring (HUN) 3	Hungaroring (HUN) 4	Slovakia (SVK) 1	Slovakia (SVK) 2	Slovakia (SVK) 3	Slovakia (SVK) 4	Nürburgring (DEU) 1	Nürburgring (DEU) 2	Nürburgring (DEU) 3	Nürburgring (DEU) 4	Most (CZE) 1	Most (CZE) 2	Most (CZE) 3	Most (CZE) 4	Zolder (BEL) 1	Zolder (BEL) 2	Zolder (BEL) 3	Zolder (BEL) 4	Le Mans (FRA) 1	Le Mans (FRA) 2	Le Mans (FRA) 3	Le Mans (FRA) 4	Jarama (ESP) 1	Jarama (ESP) 2	Jarama (ESP) 3	Jarama (ESP) 4				
1	22	Oliver JANES (GBR)	203	15	9	20	9	20	8	10	9	15	6	15	8	6	4	15	4	15	10	9	-	-	15														
2	64	Luis RECUENCO (ESP)	193	20	10	6	5	15	9	8	8	20	8	12	9	10	9	12	5	12	5	-	-	10															
3	7	Jamie ANDERSON (GBR)	170	8	15	10	15	10	6	20	10	10	20	10	10	15	10	10	9	15	9	-	-	12															
4	24	Fabio CITIGNOLA (DEU)	131	4	7	10	8	10	7	12	6	12	9	10				8	10	6	8	-	-	4															
5	37	Terry GIBBON (GBR)	113	-	-	-	-	12	10	15					12	7	7	20	10	-	20	-	-	20															
6	21	Thomas ROBINEAU (FRA)	83	12	12	7									20	6	20	6																					
7	38	Eduardo E.RODRIGUES (PRT)	73	-	-	-	-	8	5	6	7	10	7	8	7	-	-	-	-	-	8	7	-	-	-														
8	38	José Eduardo Teixeira J.E.RODRIGUES (PRT)	55	10	8	8	6	-	-	-	-	-	-	-	4	3	6	4	4	-	6	-	-	6															
9	19	Dominique ORSINI (FRA)	51	6	6	4	6	4	4	5	8	5									3	-	-	3															
10	20	Téo CALVET (FRA)	34	-	-	-	-	-	-	-	-	-	-	-	8	8	10	8																					
11	15	Erwin KLEINAGELVOORT (NLD)	31	-	-	-	-	-	-	-	-	-	-	-	2	5	4	2	4	6																			
12	9	Frantisek VOJTISEK (CZE)	6	-	-	-	-	-	-	-	-	-	-	-	3																								
13	25	Heinrich-Clemens HECKER (DEU)	6	-	-	-	-	-	-	-	-	-	-	-	1	2	3																						
14	39	Franck CONTI (FRA)	3	-	-	-	-	-	-	-	-	-	-	-	1	2																							
15	75	Jennifer J.JANIEC (FRA)	2	-	-	-	-	-	-	-	-	-	-	-																									

Points for Race 1 at Zolder are awarded based on the provisional result.

Timekeeping and Dataservice: wige SOLUTIONS GmbH & Co. KG, Meckenheim (GER)

Chief timekeeping: Yasin Özer, München (GER), yasin.oezer@wige.de



# H. ESSERS Belgian Truck Grand Prix

Circuit Zolder, length 4000 m

13. September - 15. September 2019

FIA European Truck Racing Championship

FIA-Visa.No.: 6ETRC- BEL06.09.2019

## Final Starting grid Race 1

19 ORSINI, Dominique MERCEDES BENZ	2:09.128	9	15 KLEINNAGELVOORT, Erwin SCANIA	2:03.061
7 ANDERSON, Jamie MAN	2:02.041	8	38 J.E.RODRIGUES, José Eduarc MAN	2:01.918
24 CITIGNOLA, Fabio MERCEDES BENZ	2:01.077	7	69 JENKINS, David MAN	2:00.810
22 JANES, Oliver FREIGHTLINER	2:00.751	6	37 GIBBON, Terry MAN	2:00.750
64 RECUENCO, Luis MAN	1:59.202	5	77 REINERT, Rene IVECO	1:58.386
14 J.RODRIGUES, José MAN	1:58.282	4	44 HALM, Stephanie IVECO	1:58.251
5 KISS, Norbert MERCEDES BENZ	1:58.076	3	30 LENZ, Sascha MAN	1:57.850
11 KURSIM, Andre IVECO	1:57.819	2	55 LACKO, Adam FREIGHTLINER	1:57.482
23 ALBACETE, Antonio MAN	1:57.225	1	1 HAHN, Jochen IVECO	1:57.170

**Pole Position**

TRUCK 19 - PERMIT TO START

FIA Steward: <i>Michal MAREK (CZE)</i>	FIA Steward: <i>Peter OORD (NLD)</i>	ASN Steward: <i>Leo SUETENS (BEL)</i>	Publication time: <i>14.9.2019</i>
---	---	--	---------------------------------------



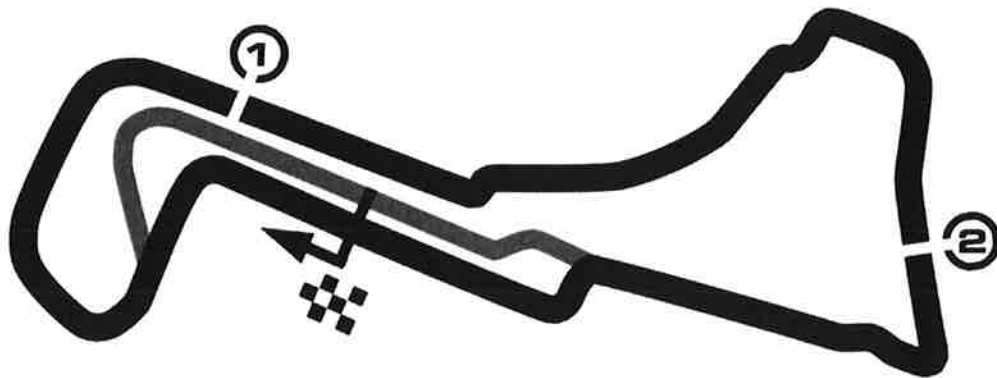
Timekeeping and Dataservice: wige SOLUTIONS GmbH & Co. KG, Meckenheim (GER)

Page 1



# H. ESSERS Belgian Truck Grand Prix

## Race 1



**Circuit Zolder 4000 m**

**ROUND 6: CIRCUIT ZOLDER (BEL)**

**13. September - 15. September 2019**

**wige SOLUTIONS**

